



Punctuate Dividing Space

Transition between rooms with your statement of style.

The TC36 See-Thru: no louvers, no heavy trim, no raised hearth required. Just a beautiful fire with bold flames creating a warm and enveloping atmosphere in two rooms at once. Our unique Design-A-Fire options and venting versatility let you create your perfect two-sided fireplace - and put it where you want it.

PRODUCT FEATURES

- Clean Face with huge ceramic disappearing glass
- Flush Hearth for authentic look of a wood burning fire
- Create your perfect fire inside the firebox with Design-A-Fire
- Integrated Micro-Mesh Safety Screen
- Overhead LED Interior Lighting
- Natural gas or propane
- Battery back-up to operate during power outages
- Versatile Installation up to 110 feet from an exterior wall with optional power venting
- Superior materials and construction
- Full integration with Smart Home Control Systems
- Total square inches of viewing area: 983.5
- BTU Input NG/LP: 61,000 high, 46,200 low
- Efficiency 36.3% (Based on CPSA P.4.1-15)

Please note: Due to elevation and fuel type, flame characteristics may not be exactly as shown.

FIREBOX PANEL OPTIONS



PARK AVENUE



MOUNT VERNON




MANHATTAN




MADISON




BLACK PORCELAIN



COFFEE BEAN BROWN PORCELAIN



COPPER (special order)



TITANIUM (special order)

BURNER OPTIONS




CHALET SEE-THRU



TRANQUILITY

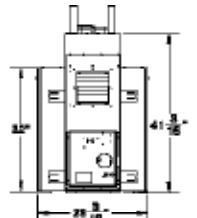
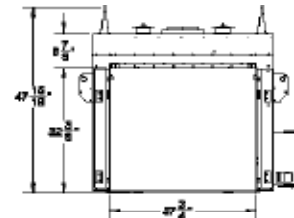
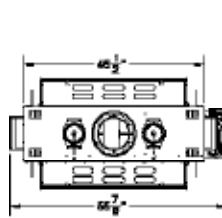


BLACK DIAMOND



TUMBLED GLASS IN 4 COLORS

DIMENSIONS (SERIES D)



Weight: 593 lbs.